



# Background



## Introduction to GLP

GLP is a leading global investment manager and business builder in logistics and supply chain, data infrastructure, renewable energy and related technologies and services. Our combined investing and operating expertise allow us to create value for our customers and investors. We operate across Brazil, China, Europe, India, Japan, the U.S. and Vietnam and have over US\$100 billion in assets under management in real estate and private equity. Learn more at [www.glp.com](http://www.glp.com)

## Introduction to GSP (issuer)

The issuer, GSP Renewable Energy Pte. Ltd., a Singapore company, is a distributed energy development, investment and operation platform invested by GLP in 2018. GSP covers a variety of distributed energy businesses, such as photovoltaics, wind power and energy storage. Commit to become China's leading distributed green energy service provider.

## Renewable Energy

Renewable energy is one of key focuses. The Company pioneered rooftop solar systems and today has more than 224 megawatts (MW) of solar panels installed over approximately 120 properties that cover 2.4 million square meters globally. These panels generate over 235,000 megawatt hours (MWh) annually and reduces CO2 emissions equivalent to that generated by more than 30,300 homes in one year.

In China, GLP is developing the largest platform for distributed solar energy on logistics and commercial rooftops in the country. As of December 2020, we have reached more than 157 MW of installed solar capacity in China across 72 GLP and third party owned logistics and industrial facilities



# Green Bond Issued by GSP Renewable Energy Pte. Ltd.

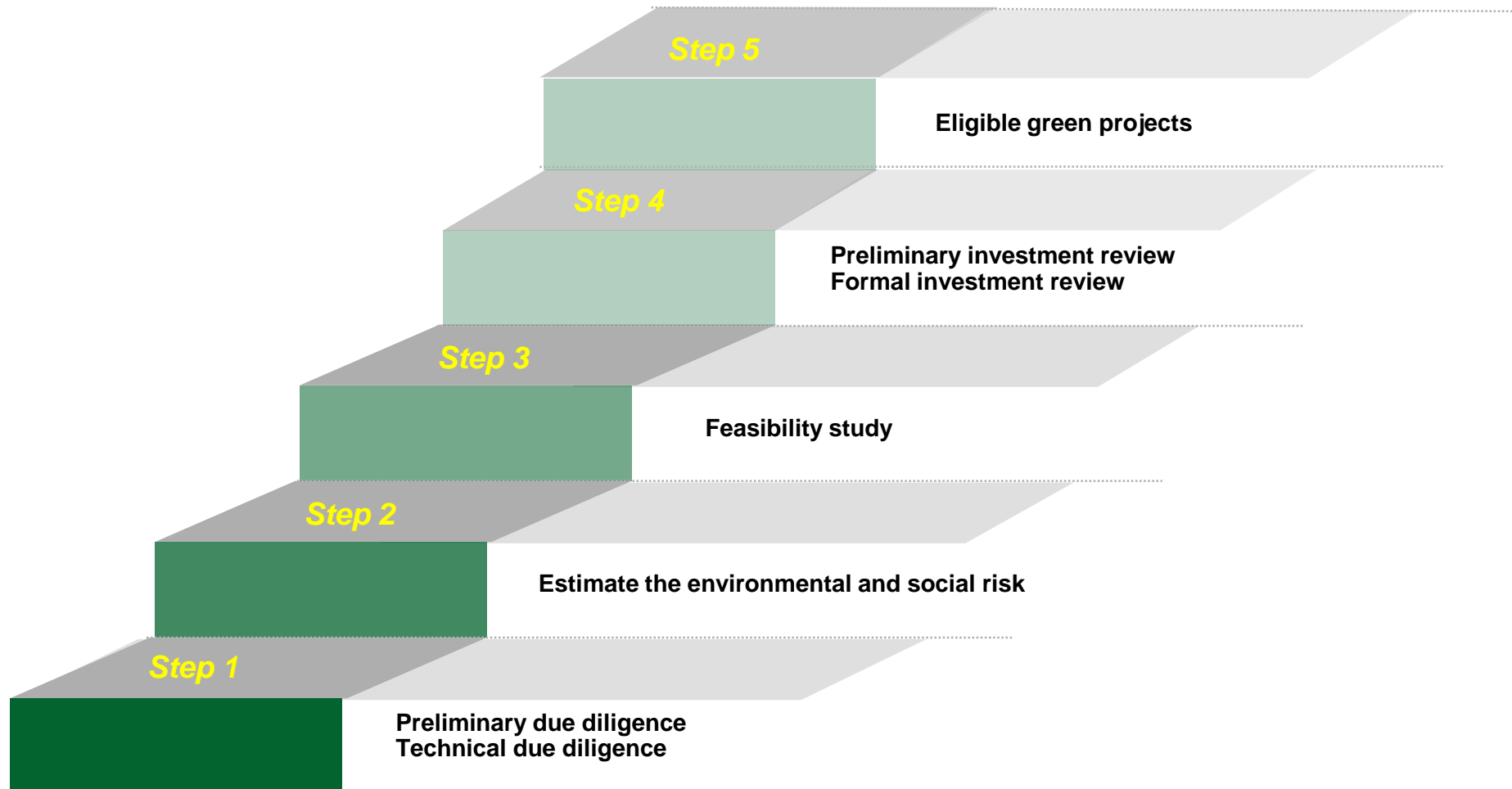
Issue Date	Issue Size	Term
30 July 2019	US\$15 million	5 Years

## Green Finance Framework

The Green Finance Framework aims to illustrate financing and refinancing provided by GSP to existing projects and new projects that are eligible under the following principles through Green Finance issuance:

International Capital Markets Association (ICMA) Green Finance Principles (2018 Version)<sup>2</sup>

# Green Projects Evaluation and Selection



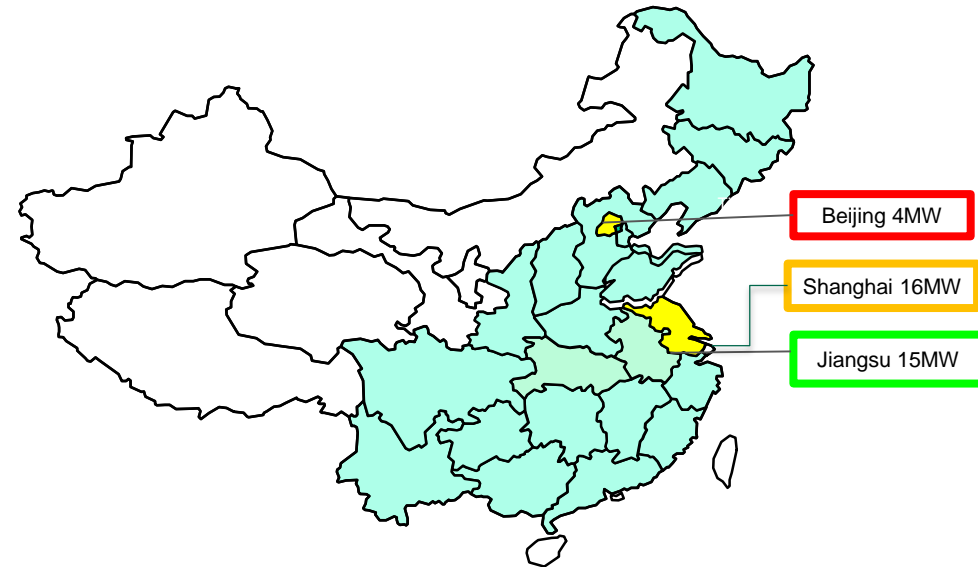
# Use of Proceeds

- The first batch of distributed rooftop solar stations have a installed capacity of 38MWp located in Beijing, Shanghai, Jiang Su and Anhui provinces where the local electricity demand is very strong and the local governments have released the subsidy policies.




## Projects Location

Projects	Location
1	Suzhou GLP Logistics Park
2	Suzhou GLP Logistics Park
3	Suzhou GLP Logistics Park
4	Suzhou GLP Logistics Park
5	Suzhou GLP Logistics Park
6	Wuxi GLP Logistics Park
7	Beijing GLP Logistics Park
8	Beijing GLP Logistics Park
9	Beijing GLP Logistics Park
10	Shanghai GLP Logistics Park
11	Shanghai GLP Logistics Park
12	Shanghai GLP Logistics Park
13	Shanghai GLP Logistics Park
14	Shanghai 3 <sup>rd</sup> Party rooftop
15	Shanghai 3 <sup>rd</sup> Party rooftop
16	Anhui 3 <sup>rd</sup> Party rooftop



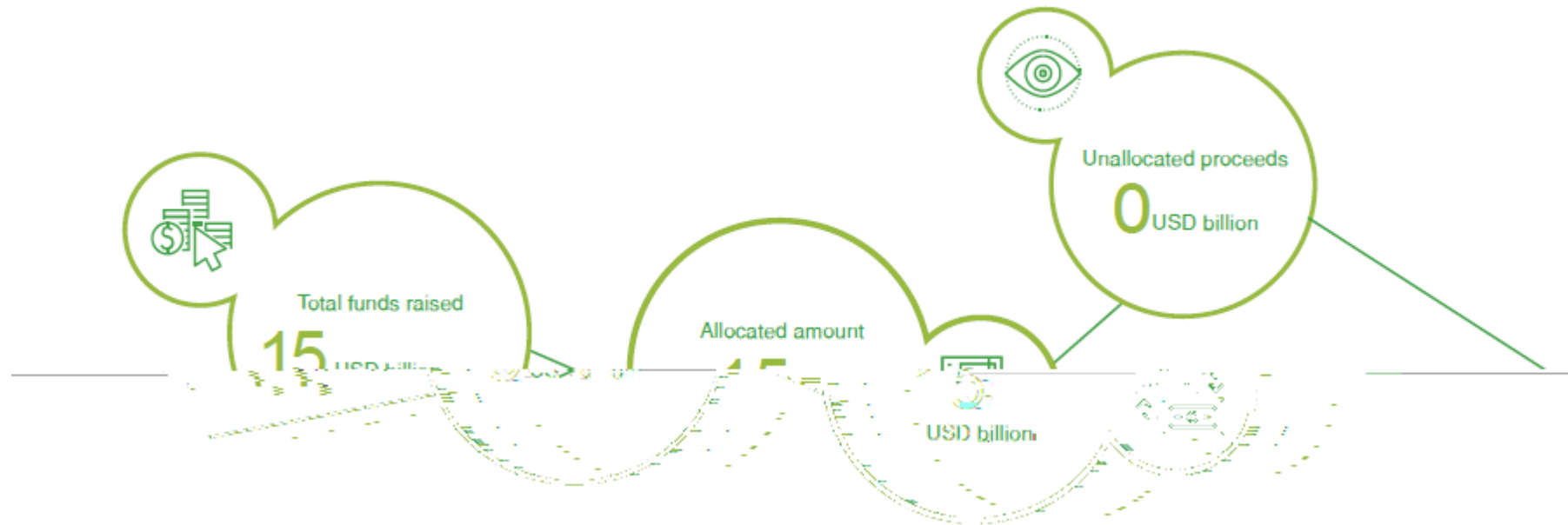
# Distributed Rooftop Solar Projects Under Construction



# Allocation of Proceeds

## Allocation Overview

The total funding of USD 15 million raised by the Green Bonds were allocated to renewable energy green projects with an overview as below:



# The Breakdown by Projects are As Below

Ref.	Location	Amt. Allocated(\$mils)	Ref.	Location	Amt. Allocated(\$mils)
Project 1	Suzhou	2.7	Project 9	Beijing	0.2
Project 2	Suzhou	1.3	Project 10	Shanghai	0.7
Project 3	Suzhou	0.4	Project 11	Shanghai	1.1
Project 4	Suzhou	1.1	Project 12	Shanghai	1.0
Project 5	Suzhou	0.5	Project 13	Shanghai	1.5
Project 6	Wuxi	0.4	Project 14	Shanghai	2.1
Project 7	Beijing	0.3	Project 15	Shanghai	0.9
Project 8	Beijing	0.4	Project 16	Bengbu	0.2
<b>Total :</b>				<b>USD 15Mils</b>	

# Environmental Impact

	Code	Project Name	Capacity(kWh)	Environmental impacts (KPI) achieved --Carbon emission decreased(Ton)	Environmental impacts(KPI) achieved --Standard coal saved(Ton)
1	Project 1	Suzhou	12,611,028.80	12,573	5,044
2	Project 2	Suzhou	5,450,217.60	5,434	2,180
3	Project 3	Suzhou	1,738,967.98	1,734	696
4	Project 4	Suzhou	5,181,751.20	5,166	2,073
5	Project 5	Suzhou	2,547,774.47	2,540	1,019
6	Project 6	Wuxi	1,817,912.00	1,812	727
7	Project 7	Beijing	2,145,779.10	2,139	858
8	Project 8	Beijing	1,278,507.00	1,275	511
9	Project 9	Beijing	1,671,829.40	1,667	669
10	Project 10	Shanghai	2,127,240.00	2,121	851
11	Project 11	Shanghai	1,993,650.00	1,988	797
12	Project 12	Shanghai	4,435,280.00	4,422	1,774
13	Project 13	Shanghai	5,998,240.00	5,980	2,399
14	Project 14	Shanghai	7,568,945.75	7,546	3,028
15	Project 15	Shanghai	656,386.45	654	263
16	Project 16	Bengbu	3,937,504.80	3,446	1,382
	<b>Total</b>		<b>61,161,015</b>	<b>60,498</b>	<b>24,270</b>

# Disclaimer



Pte.

distributed to any other person. The Information has not been independently verified and may not contain, and you may not rely on this report as providing, all material information concerning the condition (financial or other), business prospects, properties or results of operations of the Company and/or its subsidiaries. The Company does not intend, and do not assume any obligation to update or correct the Information.

This report contains statements that constitute forward-looking statements which involve risks and uncertainties. These statements include descriptions regarding the intent, belief or current expectations of the Company with respect to the consolidated results of operations and financial condition, and future events and plans, of the Company. These statements can be recognised by or words of similar meaning. Similarly, statements that describe the -looking statements. All such forward-looking statements do not guarantee future performance and actual results may differ materially from those in the forward-looking statements as a result of various factors and assumptions. You are cautioned not to place undue reliance on these forward-looking statements, which are based on the current view of the management of the Company on future events. The Company does not undertake to revise forward-looking statements to reflect future events or circumstances. No assurance The Information, including but not limited to any estimates or other forward-looking statements, may be subject to changes without notice.

Some statements, pictures and analysis in this presentation are for demonstration and illustrative purposes only. Any hypothetical illustrations, forecasts and estimates contained in this presentation are forward-looking statements and are based on assumptions. Hypothetical illustrations are necessarily speculative in nature and it can be expected that some or all of the assumptions underlying the hypothetical illustrations will not materialise or will vary significantly from actual results. No representation is made that any returns indicated will be achieved. Accordingly, the hypothetical illustrations are only an estimate and the Company assumes no duty to revise any forward-looking statement. This report may also contain historical market data; however, historical market trends are not reliable indicators of future market behaviour.

Some statements and analysis in this report and some examples provided are based upon or derived from the hypothetical performance of models developed by the Company. In particular, in connection with certain investments for which no external pricing information is available, the Company will rely on internal pricing models, using certain modelling and data assumptions. Such valuations may vary from valuations performed by other parties for similar types of securities. Models are inherently imperfect and there is no assurance that any returns or other figures indicated in this presentation and derived from such models will be achieved. The Company expressly disclaims any responsibility for (i) the accuracy of the models or estimates used in deriving the analyses, (ii) any errors or omissions in computing or disseminating the analyses or (iii) any uses to which the analyses are put.

None of the Company, its subsidiaries or any of their respective members, directors, officers, employees or affiliates nor any other person accepts any liability (in negligence, or otherwise) whatsoever for any loss howsoever arising (including, without limitation for any claim, proceedings, action, suits, losses, expenses, damages or costs) from any use of this report or its contents or otherwise arising in connection therewith.

By accepting and/or viewing the Information, you agree to be bound by the foregoing limitations.

Thanks !  

---

